

Whitepaper

How to use Module builder in Sitefinity

How to use Module builder in Sitefinity

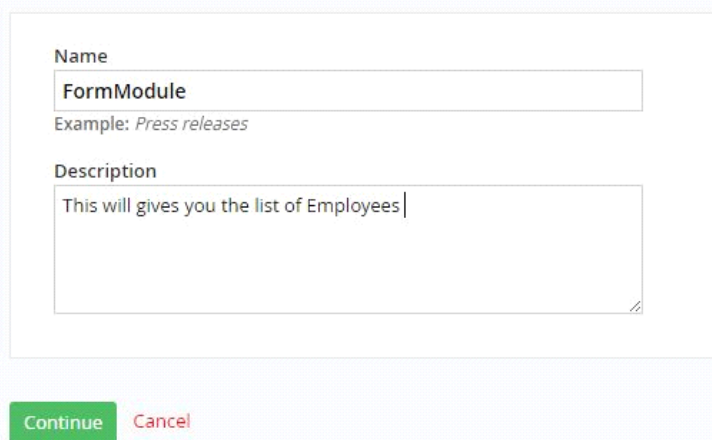
A module builder can be used to create additional modules. For instance, if you want to store frequently asked questions or press releases, you can create a module. Additionally, when you create a module, you can select the fields it should contain.

Follow these steps to create module:

Step 1: Dashboard > Administration > Module builder> click on **create module** > give name > description about name > click **continue**

[Back to Modules](#)

Create a module



FAQ

How can I use this module in other sites?

Go to Manage sites > Site actions menu > Configure modules to enable this module for a particular site.

Step 2: Give content type name(singular of name or both are equal)(required)

give developer name of this content type(required)

give parent content type name(not required)


add a field

select content identifier from the dropdwon(which are created by you)

select advanced and check (if u required permission for create/ delete/ /modify items or tags)


The name used in code. Spaces are not allowed
Example: PressRelease

Parent content type


None 

Example: *Blogs are parent content type of Blog posts; Forums are parent content type of Threads.*

Fields of this item

NAME	TYPE	
Title	Short text	

Which field is the identifier of the content?
It will be displayed in lists of content items and will be used for URL-generating

Title 

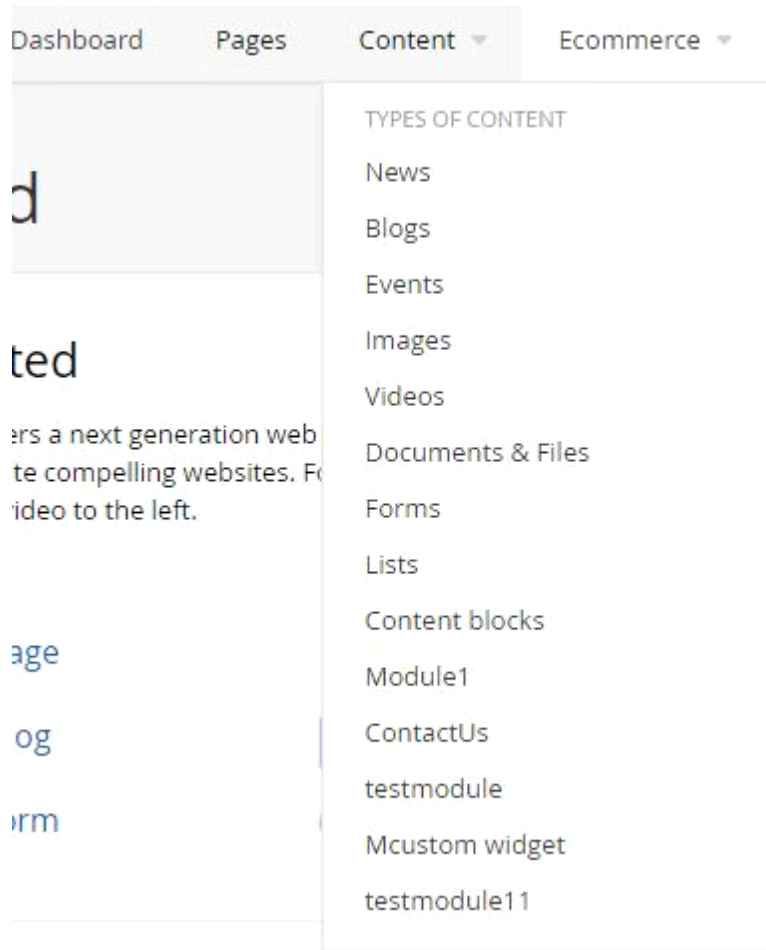
The identifier must be a Required Short text field

► Advanced

Step 3: Click on **finish**

Step 4: Click on **activate this module** if you want to use this module

Step 5: Now Go to Content > select your content type > select create > give a name > click on **publish**.



Step 6: Now go to pages in edit mode (in which page you want to use this module)
from right side drag and drop your content type from your module

Step 7: publish the page.

About Ray Business Technologies

Ray Business Technologies is a leading Global Information Technology (IT) Services and Solutions, a CMMI Level 3, ISO 27001:2013 and ISO 9001:2015 Certified Company. We are a Member of NASSCOM, HYSEA, NJTC, and AIIA. Ray Business Technologies offers comprehensive end-to-end IT Services for Business Application Development, Enterprise Solutions, Enterprise Collaboration Services, Testing and Quality Assurance Services, Cloud Computing and IT Infrastructure Management to organizations in the Banking & Finance, Insurance, Healthcare, Manufacturing, Retail, Media & Entertainment, Leisure & Travel, Telecom and Energy & Utilities verticals as well as Independent Software Vendors.